

# Registration

## Diagnostic Problems in Anatomic and Clinical Pathology

April 18-19, 2009 Atlanta, Georgia

Name: \_\_\_\_\_

Specialty/Title: \_\_\_\_\_


Address: \_\_\_\_\_

City/State/Zip: \_\_\_\_\_

Phone: (\_\_\_\_) \_\_\_\_\_ Fax: (\_\_\_\_) \_\_\_\_\_

E-Mail: \_\_\_\_\_

Last Four Numbers of Social Security No.: \_\_\_\_\_  
(Required for CME Credit Tracking)

 Special Needs: \_\_\_\_\_

### TUITION:

- Diagnostic Problems in Anatomic Pathology: \$245
- Diagnostic Problems in Clinical Pathology: \$175
- Both sessions: \$340

### Make check payable to:

**EMORY UNIVERSITY SCHOOL OF MEDICINE**

Or pay by credit card (Complete form below.)

-     

Name \_\_\_\_\_  
(as it appears on card)

Card Number \_\_\_\_\_


Expiration Date \_\_\_\_\_

Signature \_\_\_\_\_

Detach and mail or fax to:


### CONTINUING MEDICAL EDUCATION

Emory University School of Medicine  
1462 Clifton Road, N.E., Suite 276  
Atlanta, Georgia 30322

 **Phone:** (404) 727-5695 (local)

**Outside Atlanta:** Toll Free Phone:(888) 727-5695

 **Fax:**(404) 727-5667

 **E-Mail:** cme@emory.edu

 **or: Register online at [www.emory.edu/CME](http://www.emory.edu/CME)**

Non-Profit  
U.S. Postage  
PAID  
Atlanta, Georgia  
Permit No. 3604

Continuing Medical Education  
Emory University School of Medicine  
1462 Clifton Road, NE, Suite 276  
Atlanta, Georgia 30322

The Emory University School of Medicine is  
accredited by the ACCME to provide continuing  
medical education for physicians.

Visit the CME website to register online at

**[www.emory.edu/CME](http://www.emory.edu/CME)**



Emory University School of Medicine  
Department of Pathology and Laboratory Medicine  
presents

# Diagnostic Problems in Anatomic and Clinical Pathology

April 18-19, 2009  
Four Seasons Hotel  
Atlanta, Georgia



## Anatomic Pathology - April 18, 2009

8.00 AM	<b>WELCOME AND OPENING REMARKS</b> Volkan Adsay, M.D.
8.10	<b>INTRODUCTION TO THE COURSE</b> Steven D. Budnick, D.D.S.
8.15	<b>SOFT TISSUE PATHOLOGY</b> Sharon Weiss, M.D.
9.00	<b>HEAD AND NECK PATHOLOGY</b> Steven D. Budnick, D.D.S.
9.30	<b>BREAST PATHOLOGY</b> Whitaker C. Sewell, M.D.
10.00	<b>Break</b>
10.20	<b>NEUROPATHOLOGY</b> Daniel Brat, M.D.
10.50	<b>GYNECOLOGIC PATHOLOGY</b> Sanjay Logani, M.D.
11.20	<b>GI/PANCREATICO-BILIARY PATHOLOGY</b> Volkan Adsay, M.D.
12 PM	<b>Lunch</b>
1.30	<b>DERMATOPATHOLOGY</b> Douglas Parker, M.D.
2.00	Guest Speaker, Alan Gown, M.D.
3.30	Adjourn with closing remarks by Volkan Adsay, M.D.

## Clinical Pathology - April 19, 2009

8.30 AM	<b>REGISTRATION AND BREAKFAST</b>
9.00	<b>WELCOME AND OPENING REMARKS</b>
9.05	<b>HLA/IMMUNOGENETICS</b> Robert Bray, Ph.D.
9.30	<b>TRANSFUSION MEDICINE</b> Beth H. Shaz, M.D.
9.55	<b>CLINICAL IMMUNOLOGY</b> Ifor R. Williams, M.D., Ph.D.
10.20	<b>Break</b>
10.40	<b>CLINICAL CHEMISTRY</b> James C. Ritchie, Ph.D.
11.05	<b>CLINICAL MICROBIOLOGY</b> Wayne Wang, M.D., Ph.D.
11.30	<b>COAGULATION</b> James C. Zimring, M.D., Ph.D.
12 PM	<b>Lunch</b>
1.00	<b>CLINICAL FLOW CYTOMETRY</b> Jeannine T. Holden, M.D.
1.25	<b>ONCOLOGY CYTOGENETICS</b> Debra E. Saxe, Ph.D.
1.50	<b>HEMATOPATHOLOGY</b> Shiyong Li, M.D., Ph.D.
2.15	<b>UPDATE ON MYELOID NEOPLASMS, WHO CARES?</b> Karen P. Mann, M.D., Ph.D.
2.50	Adjourn

## Faculty

### COURSE DIRECTORS

**N. VOLKAN ADSAY, M.D.**  
Professor and Vice Chair

**STEVEN D. BUDNICK, D.D.S.**  
Associate Professor

**SHIYONG LI, M.D., Ph.D.**  
Associate Professor

**SANJAY LOGANI, M.D.**  
Associate Professor  
Pathology & Laboratory Medicine  
Emory University School of Medicine

### EMORY FACULTY

**DANIEL BRAT, M.D.**

**ROBERT BRAY, Ph.D.**

**ALAN GOWN, M.D.**

**JEANNINE T. HOLDEN, M.D.**

**STEPHEN HUNTER, M.D.**

**KAREN P. MANN, M.D., Ph.D.**

**DOUGLAS PARKER, M.D.**

**JAMES C. RITCHIE, Ph.D.**

**DEBRA E. SAXE, Ph.D.**

**WHITAKER C. SEWELL, M.D.**

**BETH H. SHAZ, M.D.**

**WAYNE WANG, M.D., Ph.D.**

**SHARON WEISS, M.D.**

**IFOR R. WILLIAMS, M.D., Ph.D.**

**JAMES C. ZIMRING, M.D., Ph.D.**



### ANATOMIC PATHOLOGY SECTION DESCRIPTION

The Anatomic Pathology section will review a variety of topics in anatomic pathology using a case-based approach. The cases have been carefully selected by the faculty to illustrate common as well as uncommon diagnostic problems. The Department of Pathology will mail an interactive CD and clinical histories to registrants for review prior to the course. Cases will be discussed and a syllabus distributed at the course.

### ANATOMIC PATHOLOGY OBJECTIVE

This section will consist of 30-90 minute sessions illustrating varied diagnostic problems in anatomic pathology covering a range of topics. Emphasis will be given to the use of relevant immunohistochemical markers pertinent to the case and the diagnostic pitfalls associated with their interpretation.

### CLINICAL PATHOLOGY SECTION DESCRIPTION

The Clinical Pathology section will address a variety of topics of interest to practicing pathologists, including the increasingly routine use of molecular and other techniques. Each topic will be covered in a case-based approach, and case histories will be mailed to registrants for review prior to the course. Cases will be discussed with review of the current literature and a syllabus distributed at the course.

### CLINICAL PATHOLOGY OBJECTIVE

This section will consist of 25-35 minute sessions, each emphasizing a case-based approach to laboratory medicine. Participants will learn about some of the common diagnostic and management dilemmas in the clinical laboratory, and understand techniques for resolving them. Participants will also become familiar with some of the new entities in the 2008 WHO classification of tumors of hematopoietic and lymphoid tissues.

### CREDIT

The Emory University School of Medicine designates this educational activity for a maximum of 10.5 *AMA PRA Category 1 Credit(s)*<sup>™</sup>. Physicians should only claim credit commensurate with the extent of their participation in the activity. The Emory University School of Medicine is accredited by the Accreditation Council for Continuing Medical Education to provide continuing medical education for physicians.

- Diagnostic Problems in Anatomic Pathology: 5
- Diagnostic Problems in Clinical Pathology: 5.5
- Total for both sections: 10.5

### TUITION

The tuition charge will include continental breakfasts, refreshment breaks, lunches, course syllabus, and other amenities involved in creating a rewarding learning experience. Minimum and maximum enrollments have been established. Cancellations prior to the program will be refunded less a \$50 administrative fee.

### CONFERENCE LOCATION AND LODGING

The conference and lodging will be held at the Four Seasons Hotel, 75 14th Street, Atlanta, GA 30309. A limited number of rooms are available at the special group rate of \$230 for guestrooms, single or double occupancy, \$250 for Premier rooms and \$715 for One Bedroom Suites plus 15 % tax. To reserve accommodations and receive this special rate, call reservations at (404) 881-9898. Reservations should be made as soon as possible, but not later than March 18, 2009 and you must identify the group name as Emory Diagnostic Problems in Anatomic and Clinical Pathology to receive this special room rate.

### FOR ADDITIONAL INFORMATION

Registrants are encouraged to call the Office of Continuing Medical Education at (888) 727-5695 toll free or (404) 727-5695 for registration information.

It is the intent of Emory University School of Medicine to assure that its educational mission, and Continuing Medical Education activities in particular, should not be influenced by the special interests of individuals associated with its programs. Having an interest in or an affiliation with any corporate organization does not necessarily influence a speaker's presentation, but the relationship must be made known in advance to the audience in accordance with the Standards of the Accreditation Council for Continuing Medical Education. Any conflicts will be disclosed prior to the beginning of the program.